



District Report Card: 2017


State: Punjab	District: Sangrur
Class: 5	Subject: Language
Schools: 61	Students: 1173


Participation/Coverage


Students

<div>GENDER</div> <div></div>	Boys		Girls	
	Number	%	Number	%
	575	49.02	598	50.98

<div>AREA</div> <div></div>	Rural		Urban	
	Number	%	Number	%
	826	70.42	347	29.58

<div>CATEGORY</div> <div></div>	SC		ST		OBC		GEN	
	Number	%	Number	%	Number	%	Number	%
	711	60.61	1	0.09	299	25.49	162	13.81

<div>CWSN</div> <div></div>	LD	VI	HI	S&LD	ID	Oth
	2	2	2	2	6	5

<div>Management</div> <div></div>	Government		Government-aided	
	Number	%	Number	%
	1078	91.90	95	8.10

Average Performance of Students in Language (%)

Overall	Gender		Area		Management		Social Group			
	Male	Female	Rural	Urban	Govt.	Aided	SC	ST	OBC	GEN
53.31	51.77	54.79	52.65	54.89	53.56	50.53	52.76	46.67	52.53	57.20

Performance on Learning Outcomes (LOs)

Learning Outcomes	Description	Average Performance(%)
L504	Reads and comprehends independently storybooks, news items/ headlines, advertisements etc.	44.25
L508	Reads text with comprehension, locates details and sequence of events	57.84

Range of Performance of Students who Answered Correctly							
Below 30%		30% - 50%		50% - 75%		Above 75%	
Number	%	Number	%	Number	%	Number	%
167	14.24	334	28.47	504	42.97	168	14.32

Lowest Performing Learning Outcomes (LOs)

- 1 - Reads and comprehends independently storybooks, news items/ headlines, advertisements etc. (44.25)
- 2 - Reads text with comprehension, locates details and sequence of events (57.84)